



**District Report Card: 2017**


<b>State:</b> Assam	<b>District:</b> Lakhimpur
<b>Class:</b> 8	<b>Subject:</b> Language
<b>Schools:</b> 50	<b>Students:</b> 1073


**Participation/Coverage**


**Students**

<b>GENDER</b> 	Boys		Girls	
	Number	%	Number	%
	438	40.82	635	59.18

<b>AREA</b> 	Rural		Urban	
	Number	%	Number	%
	913	85.09	160	14.91

<b>CATEGORY</b> 	SC		ST		OBC		GEN	
	Number	%	Number	%	Number	%	Number	%
	142	13.23	203	18.92	384	35.79	344	32.06

<b>CWSN</b> 	LD	VI	HI	S&LD	ID	Oth
	0	4	2	2	0	1

<b>Management</b> 	Government		Government-aided	
	Number	%	Number	%
	866	80.71	207	19.29

**Average Performance of Students in Language (%)**

Overall	Gender		Area		Management		Social Group			
	Male	Female	Rural	Urban	Govt.	Aided	SC	ST	OBC	GEN
57.41	58.13	56.91	57.34	57.79	55.91	63.67	53.38	60.07	58.51	56.28

### Performance on Learning Outcomes (LOs)

Learning Outcomes	Description	Average Performance(%)
L813	Read textual/non-textual materials with comprehension and identifies the details, characters, main idea and sequence of ideas and events while reading	57.41

Range of Performance of Students who Answered Correctly							
Below 30%		30% - 50%		50% - 75%		Above 75%	
Number	%	Number	%	Number	%	Number	%
90	8.39	270	25.16	556	51.82	157	14.63

### Lowest Performing Learning Outcomes (LOs)

1 - Read textual/non-textual materials with comprehension and identifies the details, characters, main idea and sequence of ideas and events while reading (57.41)